



# Foodscaping Plants by Zone: Edible & Beautiful Choices for Every Garden

Welcome to Your Foodscaping Cheat Sheet! 🌱🍓🌸

## **Hello fellow earth-tender!**

Welcome to the vibrant world of **foodscaping**—where beauty meets bounty, and your landscape becomes a living pantry. This cheat sheet is your roadmap to transforming lawns and ornamental beds into thriving ecosystems of edible and medicinal abundance. Whether you're a seasoned gardener or a curious beginner, you'll find inspiration here to grow a resilient, joyful, and delicious landscape right outside your door.

## How to Use This Cheat Sheet

Maximize your foodscaping journey with these simple steps:







### **FIND YOUR ZONE**

- **First, know your USDA Hardiness Zone** ([check here](#)).
- Jump to **your zone's plant list** (Zones 3, 4–6, 7–8, or 9–10).
- *Tip:* Plants for *colder zones* often work in *warmer zones* too!


## DECODE THE SYMBOLS

Each plant's **uses** are marked with intuitive icons:

### Foodscaping Plant Legend: Symbol Key

Symbol	Meaning	Examples
	<b>Edible</b> Plant parts safe for human consumption	Petals (roses), shoots (hostas), fruit (blueberries), leaves (kale)
	<b>Medicinal</b> Traditional/cultural uses for health*	Echinacea (immune), lemon balm (calming), elderflower (cold remedy)
	<b>Pollinator/Beneficial</b> Attracts bees, butterflies, or pest predators	Borage, bee balm, lavender, zinnias
	<b>Ecological Function</b> Groundcover / Soil improver / Nitrogen fixer	Clover (soil), comfrey (nutrient accumulator), mint (weed suppressor)
	<b>Container Recommended</b> For invasive/spreading plants	Mint, comfrey, lemon balm, Mexican tarragon
	<b>Caution Required</b> Special preparation needed or toxic parts present	Elderberries (cook), chaya (boil), rhubarb leaves (toxic)

## READ THE NOTES

- **Safety tips** (e.g., "*Cook elderberries!*" or "*Confirm pine ID!*").
- **Growing hints** (e.g., "*Shade-tolerant*" or "*Drought-resistant*").
- **Invasive alerts** ( = grow in pots!).

## START SMALL & EXPERIMENT

- **Begin with 3–5 plants** suited to your sun/soil conditions.
- Prioritize **perennials** (they come back yearly!).
- **Mix edibles with ornamentals**—blueberries as hedges, chives in flower beds!

## CROSS-REFERENCE & ADAPT

- **Warmer zones?** Check colder-zone lists too—many thrive with less chill!
- **Cooler zones?** Use microclimates (e.g., south-facing walls for figs).
- **Verify locally:** Soil, rainfall, and wildlife vary. Ask nurseries or extension offices!

## A Gentle Reminder

### **Foodscaping celebrates nature's wisdom:**

- **Safety First:** Always confirm plant ID (use apps or field guides).
- **Respect Limits:** Some plants are medicine—not candy. Consult experts for doses.
- **Listen to the Land:** Adapt this list to your soil, wildlife, and climate.
- **Share the Bounty:** Trade cuttings, seeds, and stories with neighbors!

### **Ready to dig in?**

Flip to your zone's list and let your delicious, life-filled landscape unfold.

Happy growing!

*(P.S. Tag your foodscape photos with #EdibleEden—we'd love to celebrate your journey!)*

### Important Usage Notes:

#### 1. **Medicinal (💊) Disclaimer:**

*"Traditional medicinal uses listed are for informational purposes only. Consult a healthcare provider before using plants therapeutically."*










#### 2. **Safety First:**

- **Positive ID:** Always confirm plant identification (e.g., true lilies vs. daylilies)
- **Research:** Verify edible parts/prep methods (e.g., hosta shoots require blanching)
- **Allergies:** Try small amounts of new plants first

























#### 3. **Invasiveness (🚫):**

Container planting prevents aggressive spreaders from overwhelming gardens.

## **Zone 3 — Cold Climate Champions**

Type	Plant	Uses	Parts Used	Notes	Precautions
Trees/Shrubs	<b>Roses</b> ( <i>Rosa</i> spp.)	 	Petals, hips	Choose rugosa or species roses for hardiness & large hips.	
	<b>Lilac</b> ( <i>Syringa</i> )		Flowers	Mild floral flavor. Use sparingly.	
	<b>Serviceberry</b> ( <i>Amelanchier</i> )	 	Berries	Early bloomer for pollinators. "Juneberry".	
Perennials	<b>Violets</b> ( <i>Viola</i> spp.)	 	Flowers, leaves	Sweet flavor. Self-seeds gently.	
	<b>Daylilies</b> ( <i>Hemerocallis</i> )	 	Buds, flowers, tubers	Tubers like small potatoes.	 Confirm ID: Only <i>Hemerocallis</i> species are edible ( $\neq$ true <i>Lilium</i> )
	<b>Hostas</b>		Young shoots	Blanch before eating. Shade tolerant.	
	<b>Bee Balm</b> ( <i>Monarda</i> )	  	Leaves, flowers	Oswego tea. Bergamot flavor. Pollinator magnet.	
	<b>Yarrow</b> ( <i>Achillea</i> )	  	Leaves	Drought-tolerant.	 Use sparingly (bitter)
	<b>Echinacea</b> ( <i>Coneflower</i> )	 	Roots, flowers	Beautiful perennial.	
	Invasives (  )	<b>Mint</b> ( <i>Mentha</i> )	  	Leaves	 ESSENTIAL - Spreads aggressively.
<b>Comfrey</b> ( <i>Symphytum</i> )		 	Leaves (topical)	 Recommended - Great compost activator.	 Controversial internal safety
<b>Lemon Balm</b>		  	Leaves	 Recommended - Vigorous spreader.	
<b>Rhubarb</b>			Stalks		 Leaves highly toxic

Zone 4–6 – Temperate Treasures \*(Includes all Zone 3 plants +)\*

Type	Plant	Uses	Parts Used	Notes	Precautions
Trees/Shrubs	<b>Eastern Redbud</b> (Cercis)	 	Flowers	Stunning spring blooms.	
	<b>Linden/Lime</b> (Tilia)	  	Flowers, young leaves	Flowers make famous tea.	
	<b>Hawthorn</b> (Crataegus)	 	Berries	Thorny, excellent wildlife habitat.	
	<b>Elderberry</b> (Sambucus)	  	Flowers, berries		 Berries MUST be cooked (raw = toxic)
Perennials	<b>Hosta &amp; Daylily</b>		Shoots/flowers	More varieties thrive	 Daylilies: Confirm <i>Hemerocallis</i> ID
	<b>Anise Hyssop</b> (Agastache)	 	Leaves, flowers	Long bloom, deer resistant.	
	<b>Chicory</b>	 	Leaves, roots	Tough, blue flowers. Roots = coffee substitute.	
	<b>Lamb's Ears</b> (Stachys)		Leaves (topical)	Fuzzy leaves. Historical medicinal use.	
Evergreens	<b>White Pine</b> (Pinus strobus)	 	Needles, pollen	Young needles best for tea.	 Use ONLY <i>Pinus</i> species (≠ yew/spruce)
Invasives (  )	<b>All Zone 3 Invasives</b>			ESPECIALLY Mint, Comfrey, Lemon Balm	
	<b>Borage</b> (Borago)	 	Flowers, leaves	Self-seeds prolifically.  Recommended.	

**Zone 7–8 — Mild Winter Abundance** \*(Includes all Zones 3-6 plants +)\*

Type	Plant	Uses	Parts Used	Notes	● Precautions
Trees/Shrubs	<b>Fig</b> ( <i>Ficus carica</i> )		Fruit	Beautiful leaves, architectural form.	
	<b>Pomegranate</b>		Fruit, flowers	Stunning flowers & fruit.	
	<b>Rosemary</b> (prostrate)	   	Leaves	Evergreen groundcover varieties.	
	<b>Bay Laurel</b>		Leaves	Classic evergreen shrub/tree.	
Perennials	<b>Artichoke</b>		Flower buds	Bold silvery foliage.	
	<b>Cardoon</b>		Stalks	Ornamental cousin of artichoke.	
	<b>Aloe Vera</b>		Gel (leaves)	Needs frost protection.	
Evergreens	<b>Rosemary</b> (Upright)	  	Leaves	Hardy shrub.	
	<b>Lavender</b>	  	Flowers	Culinary & fragrant.	
Invasives (🪴)	<b>Mexican Oregano</b> ( <i>Poliomintha</i> )	  	Leaves	Vigorous spreader. 🪴 Recommended.	
	<b>Okinawa Spinach</b>		Leaves	Spreading perennial green. 🪴 Recommended.	
	<b>Chaya</b> (Tree Spinach)		Leaves	Fast-growing, nutrient-dense.	● Requires 20-min boiling

**Zone 9–10 — Warm Climate Wonders** \*(Includes all Zones 3-8 plants +)\*

Type	Plant	Uses	Parts Used	Notes	Precautions
Trees/Shrubs	<b>Citrus</b> (Lemons, Limes etc)		Fruit, zest, flowers	Evergreen beauty & fragrance.	
	<b>Pineapple</b> <b>Guava</b> (Feijoa)		Fruit, petals	Unique flavor, silvery foliage.	
	<b>Natal Plum</b> (Carissa)		Fruit	Thorny evergreen hedge.	● Only ripe fruit edible
	<b>Chaya</b> (Tree Spinach)		Leaves	Fast-growing.	● Requires 20-min boiling
Perennials	<b>Okinawa Spinach</b>		Leaves	Purple underside, shade tolerant.	
	<b>Cranberry Hibiscus</b>	 	Leaves, flowers	Deep red foliage.	
	<b>Society Garlic</b>		Leaves, flowers	Tough groundcover, pest deterrent.	
Evergreens	<b>Rosemary, Lavender, Bay</b>		Leaves/flowers	Thrive year-round	
	<b>Citrus</b>		Fruit/zest	See Trees/Shrubs	
Invasives (🪴)	<b>Moringa</b> (M. oleifera)	 	Leaves, pods, seeds	Fast-growing tree. 🪴 Recommended.	● Roots/bark toxic
	<b>Mexican Tarragon</b> (Tagetes lucida)	  	Leaves	Anise flavor. 🪴 Recommended.	

## Grow Your Edible Paradise

### You're Ready to Foodscape, Wild One

With your zone-by-zone plant list in hand and the heartbeat of the earth beneath your feet, you now carry the keys to create something extraordinary. Whether you're tending a tiny balcony or an open yard, a shady corner or a container garden, you are planting more than seeds—

- ✨ You are planting partnership.
- ✨ You are planting possibility.

Foodscaping isn't about perfection—it's about co-creation. It's a sacred dance with the land, where form meets function, and beauty becomes nourishment.

**“Foodscaping isn't perfection—it's partnership with nature.”**

## Your Next Steps: Rooted and Real

### Start Small, Dream Big

Let your first steps be joyful, intuitive, and achievable.

- **This week:** Plant one edible ornamental—like trailing nasturtiums or fragrant lavender—into a decorative pot or flower bed.
- **This season:** Replace just 3 square feet of lawn with a low-growing edible like creeping thyme or alpine strawberries. Let it spread like good magic.

### Share the Journey

This isn't a solo path—it's a blooming, growing community.

- Use the tag **#FoodscapeTransformation** to share your photos and inspire fellow wild-hearted gardeners.
- Swap seeds, cuttings, or extra seedlings with neighbors. Each shared plant becomes a thread in the wider weave of resilience.

### Deepen Your Knowledge

For those ready to root even deeper:

-  Download the companion **[Foodscaping Planner Template]** to map your edible ecosystem.
-  Join the free mini-workshop: **“5 Steps to Your Front Yard Feast”** for soulful, step-by-step guidance.


## A Note of Responsibility: Medicinal & Safety Guidance

The plants we grow, forage, and harvest are powerful allies—but they must be approached with reverence and awareness. Nature's pharmacy is wild, wondrous, and complex.

**“Nature's medicine is sacred. Tread with curiosity—and caution.”**

### Educational, Not Prescriptive

#### **A Note on Medicinal Symbols ( ):**

Some plants in this guide are marked with a  symbol to indicate they have been used in traditional or folk healing practices. This notation is offered as a cultural and historical reference—not as medical advice.

You are warmly encouraged to explore these plants' stories further, including both their celebrated benefits and their important precautions. Nature's wisdom is deep and layered—always approach with curiosity, care, and discernment.

Let your learning be a living conversation with the earth, guided by both ancestral insight and modern understanding.

Always consult trusted professionals:

- Certified herbalists
- Holistic or allopathic healthcare providers
- Peer-reviewed sources

## Know Before You Use

- **Dosage matters:** Edible does *not* mean unlimited (e.g., comfrey is for external use only).
- **Allergies & Interactions:** Start small. Honor your body's feedback. Share herb use with your doctor.

**Toxic Lookalikes:** Some wild plants mimic safe ones—mistaking hemlock for wild carrot can be deadly.

→ Use reliable plant ID apps like *iNaturalist* or *PictureThis*. Carry a local field guide, and join some *foraging or plant identification groups* on social media. Having multiple resources to help with proper identification.

## Gathering with Grace: Honoring the Wild

Whether you're foraging from the untamed edges or welcoming native species into your cultivated sanctuary, your hands are part of a sacred exchange.

When tending a foodscape that includes wild or traditionally medicinal plants, it's vital to approach with reverence and responsibility. If you're gathering from the wild, do so only where foraging is legal—many public lands, parks, and protected spaces prohibit harvesting, even of abundantly growing plants. Always research local laws, and when in doubt, ask.

Sustainable harvesting means never taking more than the land can regrow. For some plants, that may be a small handful; for others, even a single bloom could impact the entire population. Harvest with a generous eye toward future seasons. Let some plants go entirely untouched, for the pollinators, the animals, and the unseen workings of the ecosystem.

If you're relocating native wild edibles or medicinal herbs to your home garden, choose those already growing abundantly and non-threatened in your local biome. Move only small amounts, taking care not to disrupt root systems or habitats. Give thanks as you dig. Replant with intention and offer something back—compost, seed scatterings, water, or a prayer.

This is how we become kin with the land—not as takers, but as tenders.

## Harvest Ethically

- Never overharvest wild plants; they belong to the ecosystem first.
- Avoid roadside foraging (pollution) or recently sprayed areas.

- Ask permission—of both the land and the local community—before harvesting.
- Harvest with clean tools, gentle hands, and deep respect.
- Relocate only what your local ecosystem can spare—and only with care.

### 🌿 **Foraging Rule of Thumb:**

✨ “If you don’t know it, let it grow.”

The earth is full of green mysteries, but not every leaf is meant to be gathered. If a plant isn’t 100% familiar—its name, its lookalikes, its story—offer it your curiosity, not your harvest basket. Let wonder lead, but let wisdom guide your hands.

🌸 May your foodscape become a sanctuary of nourishment, connection, and quiet revolution.

🌿 May your garden feed not just your body, but your sense of place and belonging.

🌙 And may your hands, when they meet the soil, remember something ancient.

You are not just growing a garden.

You are growing home.

## ✨ **Sacred Sharing Reminder**

This guide is the original work of **Kristin Snopek | MoonWoven Sanctuary** and is intended for personal use only.

Please do not redistribute, reproduce, or republish any portion of this document without written permission.

🌿 You’re welcome to share the *link to download* this resource (with credit), but not the file itself. Thank you for respecting the spirit and stewardship behind this offering.

When referencing this work, kindly credit:

**MoonWoven Sanctuary** – [www.moonwovensanctuary.com](http://www.moonwovensanctuary.com)

Thank you for honoring the spirit and stewardship behind this offering.

© 2025 MoonWoven Sanctuary – All rights reserved.